



Noon Dismissal—Friday, Sept. 1

A reminder to parents that all students will be dismissed at Noon on Friday, Sept.1. There will be after school care. However, the cafeteria will be closed. If your child is staying for after-school care, please remember to pack a sack lunch for them.

2006 Entertainment Book Sale Our Goal is 3000 Books!!

We are 1/3 of the way there and we have 2 ½ weeks to meet our goal, "We can do it"!! Thank you for all your hard work and support for this fundraiser.

DEADLINE FOR TURNING IN DEMO BOOK IS TUESDAY, September 5!!!!

Here are some sale updates, as of 8/28/2006:

Way to go!! The current top girl seller is Zenaida Holguin (1A) with 25 books sold and the current top boy selling is J. D. Bailey (5A) with 41 books sold. So many close races - who will be the Grand Champions? Keep up the good work!!

The current top selling class is Mrs. Lomas Class (5A).. So much teamwork - who will be the #1 selling Class?

We want to thank all of our volunteers, including the families who helped out at the Entertainment book sales held at St. Luke Catholic Church the past two weekends, the parking lot teams, the accounting team and especially you, the sales team, for all your positive St Luke Support.

Continued on page 3



St. Luke Edline to go **LIVE!** Wednesday, 6 September!



Next week, with the Wednesday Notes, we will send home the Activation Codes for families and we will get started. Over the Labor Day Weekend, we encourage families to visit our school web site (www.stlukecatholic.org) or Edline.net to download the account set-up guide (four pages). Once you have downloaded the instructions, help one of your friends by sharing the information.

We have found the process to be very straightforward and feel that most everyone will be successful in setting up the account on their own. However, we will also host an Activation Night in the John Garza Computer Lab on Thursday, 7 September from 5:30 to 8:30 p.m. This is for parents who know they will need extra help or for parents who run into problems on Wed. evening, 6 Sept. We will follow this schedule:

5:30-6:00: PK & Kinder; 6:00-6:30: 1st & 2nd grades;
6:30-7:00: 3rd & 4th grades; 7:00-7:30: 5th & 6th grades;
7:30-8:00: 7th & 8th grades; and
8:00-8:30: Open for all grades.

Note that we have decided to give families one activation code such that both parents and students in the family will log on using the same user name and password. We feel this will be the simplest way to proceed. Remember that teachers in grades 2-8 will update on-line progress reports once every two weeks; teachers in grades PK-5 will have web pages with general information and updates. Middle School teachers will update assignment calendars once per week.

Quick view of school events Week of 30 August and 3 September 2006

| | | | | | | |
|---|-------------------------------------|--|---|---|---|--|
| | | 30 MS Class Leaders, 7:15 a.m., GCL Cross-country practice Soccer @ St. Matthew 5:00 | 31 Ent. Book Sale, Civvies Day, 3 bks. sold Room Parent Meeting, GCL, 6:30 Cross-country practice Athletic Parent Mtg. 5:30-6:15 | 1 AS Mass led by 4B NOON Dismissal, (There is After-school care.) Archdiocesan Teacher Development | 2 Golf practice, @ Alamo: 8 to 10 a.m. | |
| 3  | 4 NO SCHOOL Labor Day | 5 Volleyball @ Holy Spirit 4:30, 5:30 Deadline for returning DEMO BOOK!! | 6 MS Class Leaders, 7:15 a.m., GCL Soccer vs. St. Peter @ St. Matt, 6:15 | 7 Ent. Book Sale, Civvies Day, 4 bks. sold Volleyball Home vs. St. Pius 4:30, 5:30 Edline Activation Help Night, 5:30-8:30, GCL | 8 AS Mass led by 8th grade PTC Lunch 2:05: dismissal 2:45: fac. mtg. ICE CREAM SOCIAL, 6:30 p.m.  | 9 Golf practice, @ Alamo: 8 to 10 a.m. |



REBEL YELL

St. Luke Athletics

Fall Sports Parents Meeting

Last week, we scheduled the Fall Sports (Volleyball, Flag Football, Soccer) Parents Meeting for Wednesday evening. Later that day, AIAL published the soccer schedule, starting our team with a 5 p.m. game. As a result, we have moved the meeting back one day to Thursday evening, 31 August, starting at 5:30 p.m. in the cafeteria. Notes were sent home on Monday and Tuesday with all athletes. The meeting will last 45 minutes, and will cover practices, games, and the season. The goal is to get everyone on the same page as the new season begins.

Volleyball News

Congratulations to the B Volleyball team; they placed third at the recent St. Paul's Volleyball Tournament. Miranda Lujano and Allie Rhodes were named to the All-Tournament Team. In the A team bracket, Jenny Quante was named to the All-Tournament Team. In regular season play, the B team has won both of their matches over OLPH and Mount Sacred Heart. The A team won last night over OLPH. Next for the girls is at Holy Spirit on Tuesday.

Soccer News

The team opens their season tonight vs. St. Matthew's at St. Matthew's Field, at 5 p.m. Don't miss the chance to see our girls and boys in action.

Flag Football News

AIAL is still working on the game schedule; the season will start the first weekend after Labor Day (8 or 9 Sept.).

Golf News

Our first practice of the year will start this Saturday morning at Alamo Golf Club. Both Coach Iliff and Beatty have decided to move up the practice time to better accommodate the busy schedules of the team and parents. We will practice from 8 a.m. to 10 a.m.

NOTE THAT IF YOU HAVE NOT TURNED IN YOUR ATHLETE DATA FORM TO COACH ILIFF, WE DO NOT KNOW TO EXPECT YOU ON SATURDAY MORNING.

Also, we expect that athletes will let Coach know if he/she plans to attend on Saturday. See him on Friday during the day.



Support your Rebels.

PTC Column

Chick Fil-A Lunch Day – Sept. 8, 2006



The first PTC Lunch Day will be Chick Fil-A Lunch on Friday, Sept. 8, 2006. If your child wants to order lunch, please complete an order form and return with cash or check by Wednesday, Sept. 6, 2006. Order forms were sent home last Wednesday. Please fill out one order form for each child (payments can be combined in one check). Extra order forms are available in the School Office. Any questions – call Carmen Laborde at 524-9909.

ICE CREAM SOCIAL



Our first chance to gather as a school community for a night of fellowship will be Friday, 8 September at the annual PTC Ice Cream Social.

The event will run from 6:30 p.m. to 8:30 p.m. under the CYO Canopy with games on the soccer field. The event is for the whole family and has no charge. (Rain site in the gym.)

Counselor's Corner...

Can You Do It? YES YOU CAN!

Build a "can-do" attitude in your children by expecting that they can do things. Doing everything for them sends the message that they are helpless. Asking them to pitch in shows you believe in their abilities.

When your children try a task, like helping with laundry, resist the urge to take over at the first sign of trouble. Instead, show them how to do it themselves. Then, let them try it on their own, with your guidance.

If your children are unsure about how to do something, encourage them to figure it out by asking, "What do you think the next step should be?" They'll realize they can think through problems by themselves, fostering that "can-do" attitude!



Laurie Hinojosa
School Counselor



Leadership Workshops & Class Leaders

Fifty-two middle school students [pictured at left] attended our second annual Summer Leadership Workshops, learning more about how to work as a team, confront difficult situations with classmates, and run a student meeting. From that group of attendees, sixteen class leaders were elected on Monday, 28 August [see below left]. This group will lead grade-level class meetings, plan and run events and service projects for the school, and help the middle school achieve its goals. The attendees of the leadership workshop studied Mark 10:43, "Whoever wishes to be great among you will be your servant." We hope that this definition of leadership will be the defining mark of our class leaders.

NOTE THAT THE CLASS LEADERS IS OPEN TO ALL MIDDLE SCHOOL STUDENTS. THE GROUP MEETS EACH WEDNESDAY MORNING FROM 7:15 A.M. TO 7:45 A.M. IN THE GARZA COMPUTER LAB. PLEASE ATTEND IF INTERESTED.

6th Grade

Brandy Collier
Anthony Gallardo
Regan O'Brien
Gabiella Resendez
Luke Schulz

7th Grade

Jasmine Acosta
Audrey Albach
Jacob Arredondo
Caitlin O'Brien
Matthew Ramon
Ben Stites

8th Grade

Jared Boor
Camille Garcia
Dan Carey
Joseph Longoria
Alexa Felices

Entertainment Book Sale

Here are some friendly reminders:

o STUDENTS: CHECK YOUR SALES PROGRESS ON THE SALES GRAPHS POSTED IN THE CAFETERIA. KNOW YOUR RESULTS. WHAT PRIZE LEVEL ARE YOU AT? REMEMBER, EVEN 1 BOOK SALE WINS A PRIZE!

o When sending orders to the school office or parking lot volunteers, be sure to send your child's packet, so that he/she will receive credit for their sales.

o If your family is paying for the DEMO, returning the DEMO, or ending your book sale, please note this on the packet.

o If your family is not going to buy or sell the DEMO book, please be sure to send it to your child's homeroom or return it to the school office (in the packet) no later than September 5th.

o If your family has chosen the Buy-out option, you must return the DEMO book by the deadline, unless you choose to buy or sell it.

o Please note any on-line orders on your child's packet so that he/she will get credit for their order(s). Specify that these orders are **on-line** orders.

Remember to check the St. Luke website for information on the Buy-out option and the Entertainment book sale information sheet/prizes.

Please do not hesitate to call me if you have any questions about your child's sales.

Thank you,
Angela P. Alonzo 523-5197

Web Site Access www.stlukecatholic.org



The school web site has been down the last two days, but is back up and accessible now, Wednesday, 30 August. The school's domain name 'lease' had expired, but since the registry was incorrect, the school was not notified. Now that this has been corrected and the 'lease' extended another nine years, the web site should be up and running for quite awhile. Our thanks to parents who called the issue in on Monday morning so we could act quickly. (The site is locally 'cached' so we did not experience any down time in the school.)

Second Annual School Council Meet'n'Greet

The School Council is hosting a Meet'n'Greet for all St. Luke Parents on Sunday evening, 10 September from 4:30 to 6:30 p.m. in the Parish Hall. The event is a chance for parents to learn more about the Council, to find out what the Council's needs are for the year, and to share talents, skills, and expertise. Please contact Sylvia Valadez at 738.8880 for more information or any Council member. Remember that the more we share our expertise, the better our school can be for all of our kids.

Guitar Lessons

...will begin in a couple of weeks. Look for a flyer with more details in next week's Light.

Account Setup Guide

EDLINE

In this guide you will find the answers to these questions:

- What is an activation code and where do I get one?
- How do I use my activation code to set up an account?
- What if I have more than one activation code?
- What if I already have an account and I receive another activation code?
- How do I add a child to my account?

What is an activation code and where do I get one?

Your school has already created an Edline account for you. It is linked to information about you (like your grades). To keep this information private, your account is protected by an "activation code" until you choose your own screen name and password.

Your school will give you the activation code for your account. Contact the school if you do not have one yet.

Your activation code allows you to activate your Edline account (described in the next section). You only use it one time. When you activate your account, you choose your own screen name and password. After that, you will always use your screen name and password to log in to Edline.

How do I use my activation code to set up an Edline account?

Every member of the school will receive an activation code that allows him or her to set up an Edline account. Students, parents, teachers, administrators and school staff members each have their own accounts.

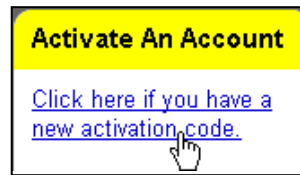
Parent accounts are special because they are linked to one or more students, allowing the parents to see their own information as well as their children's information.

Parents who have more than one child in an Edline school may receive more than one activation code (one for each child). Likewise, people who are both employees and parents at Edline schools may receive more than one activation code (for example, a teacher who is also a parent will receive a teacher activation code and a parent activation code). *If this describes you, we strongly recommend you combine your accounts into a single account. Pay careful attention to steps 3 and 6 below for instructions.*

IMPORTANT: If you are a parent, it is particularly important that you use the *parent* activation code rather than your child's student activation code to setup an account. Your school can post parent-only information that you will not see if you use your child's student account to access Edline.

If you need help at any time while setting up your account, click the "Help" button at the top of the web page.

- 1 Go to the Edline home page by entering **www.edline.net** in your browser's address bar.
- 2 Click the link inside the yellow and white "Activate An Account" box.



- 3 Enter your activation code into the "Activation Code" field and click the "Enter" button.

SPECIAL CASE: If you have more than one activation code (as described at the beginning of this section), enter the next code now and click "Enter". Repeat this process until you have entered all your activation codes.

- 4 You should see the name for each account listed at the bottom of the page. If these names all describe you, then click the "Activate This Code" button.
- 5 You will see Edline's *Privacy Policy and Terms of Use*. Please read it and click "I Agree" to continue or "I do not agree" to cancel.
- 6 Edline will ask you if you already have an account.

- If you already have an Edline account, click the "Combine Accounts" button to combine your new account with your existing account. **Continue on to step 7.**
 - If this is the first time you have received an activation code(s) from any school, click the "New Account" button. **Skip to step 8.**
- 7 Edline will ask you for the screen name and password of your existing account. Enter them and click the "Log In" button. Your new account has now been combined with your existing account. You can stop here.

- 8 If you are setting up a new account, choose a screen name and a password. Then, enter your first and last name. (Parents may enter both parents' first names in the "First Name" field.) Click the "Continue" button.

| Choose a Screen Name and Password | | |
|---|-------------|---------------------------------------|
| Screen Name and Password must be at least 4 characters long | | |
| Screen Name | Password | Retype Password |
| anders59 | ***** | ***** |
| Your Personal Information | | |
| PARENTS: You may enter both parents' names in the First Name field. | | |
| First Name | Middle Name | Last Name |
| Bob and Mary | | Anderson |
| Click Continue to create your EDLINE account, or Cancel to return to the EDLINE Home Page without creating an account | | |
| <input type="button" value="Continue"/> | | <input type="button" value="Cancel"/> |

- 9 On the next page, choose your email settings and your personal security question. If you ever forget your screen name or password, Edline can send your screen name and a temporary password to you. It will need your email address and your security question to do this.

SPECIAL CASE: If your school is using Edline's email features, you will see additional email options below the "Email Address" field. Choose your email settings here. For descriptions of these email options, please click the "Help" button at the top of the web page.

Click the "Update" button to save your information.

| Email | |
|---|--|
| Email Address | anders59@host.com |
| <input type="radio"/> Yes <input checked="" type="radio"/> No | Send me an email notification when new private reports (like grades) are posted to Edline. |
| <input checked="" type="radio"/> Yes <input type="radio"/> No | Allow my school to send me email through Edline. |
| Security Question | |
| Enter a security question and answer in case you forget your password. Choose from the list of suggested questions or make up your own. | |
| | <List Of Suggested Questions> |
| Question | What is the name of your first pet? |
| Answer | rover |
| <input type="button" value="Update"/> <input type="button" value="Cancel"/> | |

- 10 Edline will display the Print Guides Page. This page contains links to quick-start guides to help you use the site. Follow the instructions at the top of the page to print the guide that is right for you. Click the "Done" button at the top of the page when you are finished.

Your new account has now been activated!

What if I have more than one activation code?

Parents with more than one child in Edline schools may receive more than one parent activation code. Parents should combine all of their parent accounts into one account that can access all their children.

Someone who works at the school and who also has children attending the school will receive more than one activation code (e.g., a teacher activation code and one or more parent activation codes). We always recommend combining parent accounts together. You can also combine a teacher, administrator, or staff account with a parent account if you wish.

A student who attends more than one school using Edline may receive more than one student activation code. Students can combine these accounts into one account that can access information from all schools.

If you have been given more than one activation code, follow the steps under *How do I use my activation code to set up an Edline account?* (above), **paying special attention to the instructions in steps 3 and 6.**

What if I already have an account and I receive another activation code?

Parents who have more than one child in Edline schools, and people who are both employees and parents in Edline schools may receive more than one activation code.

If you already have an Edline account and you receive another activation code, you can combine the new account with your existing account (always recommended for parents). Follow the steps under *How do I use my activation code to set up an Edline account?* (above). **In step 6, click the "Combine Accounts" button.**

How do I add a child to my account?

If you are a parent, you will see your children's names in the yellow "Shortcuts" box on the left side of the school home page. You can add a child to this list at any time.

To add a new child to this list, obtain the parent activation code for the child from the school. Then, follow the steps under *How do I use my activation code to set up an Edline account?* (above). **In step 6, click the "Combine Accounts" button.**

IMPORTANT: These instructions will not work if you have already activated all of your parent accounts. If you can only see one child's information when you log in to Edline and you were given more than one parent activation code, then you have activated each parent account as a *separate* account. You need to combine these separate accounts together. You will need the school's help to do this. Contact the Edline manager at your school in this situation.